

MANAGING TRANSITIONS


throughout the education journey

Kirsty Russell – parent, writer, speaker & advocate

www.PositiveSpecialNeedsParenting.com



Transitions



Transition to Mainstream 2011

“A little part of me wishes we didn’t have to make him do this, that maybe it would be better for him to stay where he is.

I’m trying not to listen to that voice – I know deep down this is the right thing to do and we need to ride this out. But why is the right thing never the easy thing?”



TRANSITION STRATEGIES

4 steps to make the transition a success



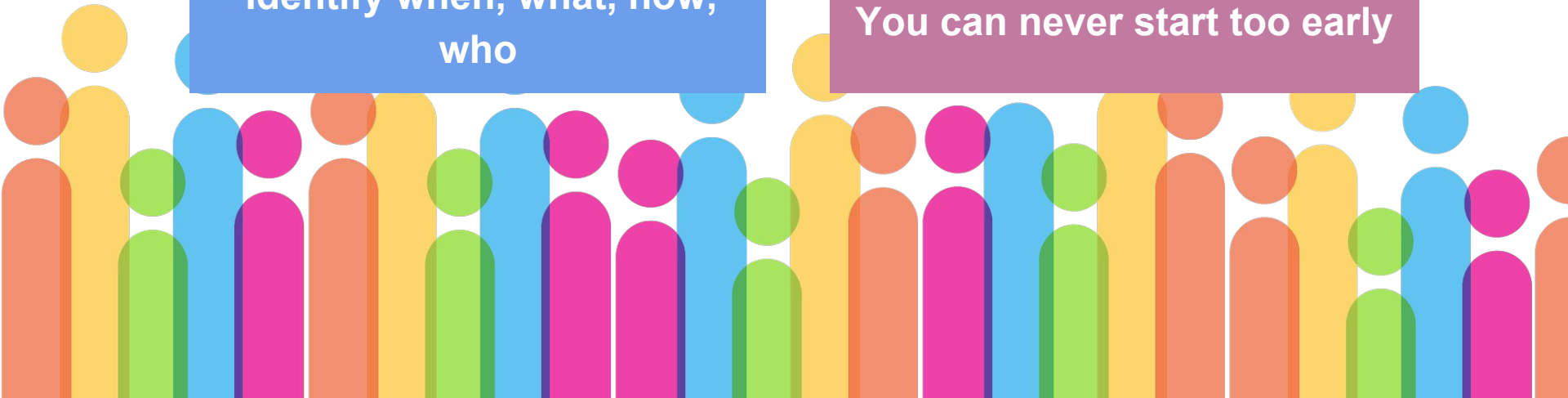
TIMELINE

Map out a timeline

Understand key transition events

Identify when, what, how, who

You can never start too early



PREPARATION

Identify contact point

Understand policies

Prepare documentation

Request adjustments



STRATEGIES

Define success

Prioritise communication

Engage specialists

Focus on strengths




EVALUATION

Review transition process

**Evaluate measures of
success**

Involve your child

Identify improvements



School Transition Checklist

SCHOOL TRANSITION CHECKLIST

TASK	RESPONSIBILITY	TIMEFRAME
Request first meeting with current school to discuss new school placement		
Map out timeline for transition (meetings, orientation dates, funding application dates, etc.)		
Confirm required paperwork (diagnosis, etc.)		
Talk to your child about their thoughts on potential school options		
Start researching potential schools		
Investigate process for placement in selective & supported classrooms		
Apply for NDIS funding to help with transition specific therapy & support		
Request supported transition process to new school		
Ask to review and contribute to the formulation of funding & support applications		
Meet with the new school to introduce you and your child and their transition needs		
Identify key contacts, policy, guidelines, escalation processes at new school		
Look at options for introducing your child to the school, on their own terms		
Develop strategies to support your child through transition and beyond		
Participate in transition process		
Work with new school to review transition process and identify improvements		

Transition Tools

Map out the timeline

Do your preparation

Develop strategies

Evaluate the process

Use the school checklist

